


(1)(a) STATEMENT SHOWING SHAREHOLDING PATTERN IN CLAUSE-35			
NAME OF THE COMPANY: POLARIS CONSULTING & SERVICES LIMITED			
SCRIP CODE:	532254	Name of the Scrip:	POLARIS
Class of Security:	Equity	QUARTER ENDED:	30/06/2015
		As a % of total no. of partly paid-up shares	As a % of total no. of shares of the Company.
Partly paid-up shares	No. of partly paid-up shares		
Held by promoter/promoter group	0	0	0
Held by Public	0	0	0
Total:	0	0	0
		As a % of total no. of outstanding convertible securities.	As a % of total no. of shares of the Company assuming full conversion of the convertible securities
Outstanding convertible securities:	No. of outstanding securities		
Held by promoter/promoter group	0	0	0
Held by Public	0	0	0
Total:	0	0	0
		As a % of total no. of warrants	As a % of total no. of shares of the Company, assuming full conversion of warrants
Warrants:	No. of warrants		
Held by promoter/promoter group	0	0	0
Held by Public	0	0	0
Total:	0	0	0
Total paid-up capital of the Company, assuming full conversion of warrants and convertible securities	10,01,08,124	0	100.00

For **Polaris Consulting & Services Limited**
(formerly known as *Polaris Financial Technology Limited*)


Christina Pauline Beulah
Company Secretary and Compliance Officer



Chennai
July 17, 2015

Polaris Consulting & Services Limited

Registered Office: Polaris House, 244 Anna Salai, Chennai - 600 006, India | Ph: +91-44-3987 4000, 3984 3400 | Fax: +91-44-2852 3280
Corporate Headquarters: Foundation, 34 IT Highway, Chennai - 603 103, India | Ph: +91-44-2743 5001, 3987 3000 | Fax: +91-44-2743 5166

Sydney • Tokyo • Hong Kong • Singapore • Mumbai • Dubai • London • New York • Toronto

[1] (n) STATEMENT SHOWING SHAREHOLDING PATTERN IN CLAUSE - 35
NAME OF THE COMPANY:
SCRIP CODE:
Class of Security:

POLARIS CONSULTING & SERVICES LIMITED
532254
Equity


Name of the Scrip
Quarter ended

Polaris
30-06-2015

CATEGORY CODE	CATEGORY OF SHAREHOLDER	NO OF SHAREHOLDERS	TOTAL NUMBER OF SHARES	NO OF SHARES HELD IN DEMATERIALIZED FORM	TOTAL SHAREHOLDING AS A % OF TOTAL NO OF SHARES		SHARES PLEDGE OR OTHERWISE ENCUMBERED	
					As a PERCENTAGE of (A+B)	As a PERCENTAGE of (A+B+C)	NUMBER OF SHARES	As a % (IX)=(VIII)/(IV)* 100
(I)	(II)	(III)	(IV)	(V)	(VI)	(VII)	(VIII)	(IX)
(A)	PROMOTER AND PROMOTER GROUP							
(1)	INDIAN							
(a)	Individual /HUF	14	89,64,822	89,64,822	8.96	8.96	-	-
(b)	Central Government/State Government(s)	-	-	-	-	-	-	-
(c)	Bodies Corporate	1	2,00,20,938	2,00,20,938	20.00	20.00	-	-
(d)	Financial Institutions / Banks	-	-	-	-	-	-	-
(e)	Others	-	-	-	-	-	-	-
	Sub-Total A(1) :	15	2,89,85,760	2,89,85,760	28.95	28.95	-	-
(2)	FOREIGN							
(a)	Individuals (NRIs/Foreign Individuals)	-	-	-	-	-	-	-
(b)	Bodies Corporate	-	-	-	-	-	-	-
(c)	Institutions	-	-	-	-	-	-	-
(d)	Qualified Foreign Investor	-	-	-	-	-	-	-
(e)	Others	-	-	-	-	-	-	-
	Sub-Total A(2) :	-	-	-	-	-	-	-
	Total A=A(1)+A(2)	15	2,89,85,760	2,89,85,760	28.95	28.95	-	-
(B)	PUBLIC SHAREHOLDING							
(1)	INSTITUTIONS							
(a)	Mutual Funds /UTI	1	54,013	54,013	0.05	0.05	-	-
(b)	Financial Institutions /Banks	7	4,76,023	4,76,023	0.48	0.48	-	-
(c)	Central Government / State Government(s)	-	-	-	-	-	-	-
(d)	Venture Capital Funds	-	-	-	-	-	-	-
(e)	Insurance Companies	-	-	-	-	-	-	-
(f)	Foreign Institutional Investors	100	2,20,39,325	2,20,39,175	22.02	22.02	-	-
(g)	Foreign Venture Capital Investors	-	-	-	-	-	-	-
(h)	Qualified Foreign Investor	-	-	-	-	-	-	-
(i)	Others	-	-	-	-	-	-	-
	Sub-Total B(1) :	108	2,25,69,361	2,25,69,211	22.54	22.54	-	-
(2)	NON-INSTITUTIONS							
(a)	Bodies Corporate	1,035	43,70,584	43,70,034	4.37	4.37	-	-
(b)	Individuals							
	(i) Individuals holding nominal share capital upto Rs.1 lakh	47,996	1,23,09,005	1,21,16,655	12.30	12.30	-	-
	(ii) Individuals holding nominal share capital in excess of Rs.1 lakh	101	1,20,53,199	1,20,53,199	12.04	12.04	-	-
(c)	Others	-	-	-	-	-	-	-
	BUSINESS ASSOCIATES	2	1,74,58,692	1,74,58,692	17.44	17.44	-	-
	CLEARING MEMBERS	144	2,02,362	2,02,362	0.20	0.20	-	-
	NON RESIDENT INDIANS	672	6,03,909	6,00,059	0.60	0.60	-	-
	OVERSEAS CORPORATE BODIES	2	300	250	0.00	0.00	-	-
	TRUSTS	7	15,54,952	15,34,852	1.55	1.55	-	-
(d)	Qualified Foreign Investor	-	-	-	-	-	-	-
	Sub-Total B(2) :	49,959	4,85,53,003	4,83,36,103	48.50	48.50	-	-
	Total B=B(1)+B(2) :	50,067	7,11,22,364	7,09,05,314	71.05	71.05	-	-
	Total (A+B) :	50,082	10,01,08,124	9,98,91,074	100.00	100.00	-	-
(C)	Shares held by custodians, against which Depository Receipts have been issued							
(1)	Promoter and Promoter Group							
(2)	Public							
	GRAND TOTAL (A+B+C) :	50,082	10,01,08,124	9,98,91,074	100.00	100.00	-	-

For Polaris Consulting & Services Limited
(formerly known as Polaris Financial Technology Limited)

Christina Pauline Beulah
Company Secretary and Compliance Officer



Chennai
July 17, 2015

Sr.No	Statement showing holding of securities (including shares, warrants, convertible securities) of persons belonging to the category "Promoter and Promoter Group"												
	Name of the Shareholder	Details of Shares held			Encumbered shares (*)		Details of Warrants			Details of convertible securities		Total Shares (including underlying shares assuming full conversion of warrants and convertible securities) as a % of diluted share capital	
		No. of Shares held	As a % of grand total (A)+(B)+(C)	Pledge Shares	AS a percentage	AS a % of grand total (A) + (B) + (C) of sub-clause (I)(a)	Number of warrants held	As a % total number of warrants of the same class	Number of convertible securities held	As a % total number of convertible securities of the same class			
(I)	(II)	(III)	(IV)	(V)	(VI)= (V)/(III)*100	(VII)	(VIII)	(IX)	(X)	(XI)	(XII)		
	POLARIS BANYAN HOLDING PRIVATE LIMITED (formerly known as POLARIS HOLDINGS PRIVATE LIMITED)												
1		2,00,20,938	20.00	0	0.00	0.00	0	0.00	0	0.00	0	20.00	
2	ARUN JAIN	43,22,365	4.32	0	0.00	0.00	0	0.00	0	0.00	0	4.32	
3	YOGESH ANDLAY	20,77,447	2.08	0	0.00	0.00	0	0.00	0	0.00	0	2.08	
4	MANJU JAIN	10,52,460	1.05	0	0.00	0.00	0	0.00	0	0.00	0	1.05	
5	ARUN JAIN (HUF)	7,89,000	0.79	0	0.00	0.00	0	0.00	0	0.00	0	0.79	
6	UDAY JAIN	6,19,500	0.62	0	0.00	0.00	0	0.00	0	0.00	0	0.62	
7	AARUSHI JAIN	60,000	0.06	0	0.00	0.00	0	0.00	0	0.00	0	0.06	
8	MEENA AGARWAL	21,450	0.02	0	0.00	0.00	0	0.00	0	0.00	0	0.02	
9	SHASHI GUPTA	5,900	0.01	0	0.00	0.00	0	0.00	0	0.00	0	0.01	
10	NAVEEN KUMAR	4,800	0.00	0	0.00	0.00	0	0.00	0	0.00	0	0.00	
11	NEETA MATHUR	2,400	0.00	0	0.00	0.00	0	0.00	0	0.00	0	0.00	
12	NITA JAIN	2,400	0.00	0	0.00	0.00	0	0.00	0	0.00	0	0.00	
13	MANJU VERMA	2,400	0.00	0	0.00	0.00	0	0.00	0	0.00	0	0.00	
14	UMA GUPTA	2,400	0.00	0	0.00	0.00	0	0.00	0	0.00	0	0.00	
15	SUMAN MATHUR	2,300	0.00	0	0.00	0.00	0	0.00	0	0.00	0	0.00	
	TOTAL :	2,89,85,760	28.95	0	0.00	0.00	0	0.00	0	0.00	0	28.95	

For Polaris Consulting & Services Limited
(formerly known as Polaris Financial Technology Limited)

Christina Pauline Beulah
Company Secretary and Compliance Officer



Chennai
July 17, 2015

Statement showing holding of securities (including shares, warrants, convertible securities) of persons belonging to the category "Public" and holding more than 1% of the total number of shares									
Sr.No.	Name of the shareholder	Number of shares held	Shares as a percentage of total number of shares {i.e., Grant total (A)+(B)+(C) indicated in Statement at para (I)(a) above}	Details of warrants			Details of convertible securities		Total shares (including underlying shares assuming full conversion of warrants and convertible securities) as a % of diluted share capital)
				Number of warrants held	As a % total number of warrants of the same class	Number of convertible securities held	% w.r.t total number of convertible securities of the same class		
1	ORBITECH LIMITED	1,74,58,692	17.44	0	0.00	0	0.00	0.00	17.44
2	JHUNJUNWALA RAKESH RADHESHYAM	47,50,000	4.74	0	0.00	0	0.00	0.00	4.74
3	LSV EMERGING MARKETS EQUITY FUND LP	21,41,000	2.14	0	0.00	0	0.00	0.00	2.14
4	GOVERNMENT PENSION FUND GLOBAL	21,27,557	2.13	0	0.00	0	0.00	0.00	2.13
5	DIMENSIONAL EMERGING MARKETS VALUE FUND	11,98,022	1.20	0	0.00	0	0.00	0.00	1.20
6	AUSTRALIANSUPER	11,55,676	1.15	0	0.00	0	0.00	0.00	1.15
7	ORBITECH EMPLOYEES WELFARE TRUST	11,30,529	1.13	0	0.00	0	0.00	0.00	1.13
	TOTAL :	2,99,61,476	29.93	0	0.00	0	0.00	0.00	29.93

* Includes 2,079,086 shares (2.08%) held by Citibank A/c Orbitech Ltd., a PAC of Orbitech Ltd

For Polaris Consulting & Services Limited
(formerly known as Polaris Financial Technology Limited)

Christina Pauline Beulah
Company Secretary and Compliance Officer



Chennai
July 17, 2015

Statement showing holding of securities (including shares, warrants, convertible securities) of persons (together with PAC) belonging to the category "Public" and holding more than 5% of the total number of shares of the company									
Sr.No.	(U)(c)(i)	Name(s) of the shareholder(s) and the Persons Acting in Concert (PAC) with them	Number of shares held	Shares as a percentage of total number of shares (i.e., Grant total (A)+(B)+(C) indicated in Statement at para (l)(a) above)	Details of warrants		Details of convertible		Total shares (including underlying shares assuming full conversion of warrants and convertible securities) as a % of diluted share capital)
					Number of warrants held	As a % total number of warrants of the same class held	Number of convertible securities held	% w.r.t total number of convertible securities of the same class	
1		ORBITECH LIMITED	1,74,58,692	17.44	0	0.00	0	0.00	17.44
		TOTAL :	1,74,58,692	17.44	0	0.00	0	0.00	17.44

For Polaris Consulting & Services Limited
(formerly known as Polaris Financial Technology Limited)

Christina Pauline Beulah
Company Secretary and Compliance Officer




Chennai
July 17, 2015

(I)(d) STATEMENT SHOWING DETAILS OF LOCKED-IN SHARES"				
Sr.No.	Name of the shareholder	Number of locked-in shares	Locked-in shares as a (%) percentage of total number of shares {i.e, Grand Total (A)+(B)+(C) Indicated in Statement at para (I)(a) above}	Promoter/Promoter Group/Public
1	GN. MATHUR	46	0.00	PUBLIC
2	SEKAR K	1	0.00	PUBLIC
3	ARUN JAIN	1	0.00	PROMOTER/PROMOTER GROUP
4	VAIDEHI K.A.	1	0.00	PUBLIC
5	T.K.RAMANAN	1	0.00	PUBLIC
6	GAYATHRI.B	1	0.00	PUBLIC
7	SUDHA GOPALAKRISHNAN	1	0.00	PUBLIC
8	C.S.CHANDRASEKAR	1	0.00	PUBLIC
9	M.R.VENKATESAN	1	0.00	PUBLIC
10	PRABHJOT S SAMBHY	1	0.00	PUBLIC
11	K.SRINIVASAN	1	0.00	PUBLIC
12	ANANDA KRISHNAN	1	0.00	PUBLIC
13	LALITHA VIJAY	1	0.00	PUBLIC
14	M.VIDYASAGAR	1	0.00	PUBLIC
15	RAMA SIVARAMAN	1	0.00	PUBLIC
16	RAYMOND AROGYASWAMY	1	0.00	PUBLIC
17	SAMPATH KUMAR ANAND	1	0.00	PUBLIC
18	CRS.BHARADWAJ	1	0.00	PUBLIC
19	JAIDEEP BILLA	1	0.00	PUBLIC
20	S.R.RAMASWAMI	1	0.00	PUBLIC
21	GOVIND SINGHAL	1	0.00	PUBLIC
22	K.GOVINDARAAN	1	0.00	PUBLIC
23	JAYASHREE.R	1	0.00	PUBLIC
24	PADMINI.S	1	0.00	PUBLIC
25	S.SRIRAM	1	0.00	PUBLIC
	TOTAL :	70	0.00	

For **Polaris Consulting & Services Limited**

(formerly known as *Polaris Financial Technology Limited*)


Christina Pauline Beulah
Company Secretary and Compliance Officer



Chennai
July 17, 2015

STATEMENT SHOWING DETAILS OF DEPOSITORY RECEIPTS (DRS)				
(II)(a)				
Sr.No.	Type of outstanding DR (ADRs,GDRs,SDRs,etc.)	Number of outstanding DRS	Number of shares underlying outstanding DRS	Shares underlying outstanding DRS as a percentage of total number of shares (i.e., Grand Total (A)+(B)+(C) indicated in Statement at Para(I)(a) above)
TOTAL :				0
		0	0	0

Statement showing Holding of Depository Receipts (DRs), where underlying shares held by "Promoter/Promoter group" are in excess of 1% of the total number shares.				
(II)(b)				
Sr.No.	Name of the DR Holder	Type of outstanding DR (ADRs,GDRs,SDRs,etc.)	Number of shares underlying outstanding DRS	Shares underlying outstanding DRS as a percentage of total number of shares (i.e., Grand Total (A)+(B)+(C) indicated in Statement at para(I)(a) above)
TOTAL :				0
			0	0

For Polaris Consulting & Services Limited
 (formerly known as Polaris Financial Technology Limited)

Christina Pauline Beulah
 Company Secretary and Compliance Officer



Chennai
 July 17, 2015