

PCSL/SEC/2016-17

April 7, 2016

1. **The National Stock Exchange of India Ltd.,**  
Exchange Plaza, 5<sup>th</sup> Floor, Plot No. C/1, G Block, Bandra Kurla Complex,  
Bandra (E), Mumbai – 400 051.
2. **The Bombay Stock Exchange Ltd.**  
1<sup>st</sup> Floor, New Trade Ring, Rotunda Building, PJ Towers,  
Dalal Street, Fort, Mumbai – 400 001.

Dear Sir/Madam,


Sub: Shareholding pattern under Regulation 31 (1) (b) of SEBI (Listing Obligations and Disclosure Requirements), Regulations 2015

We are enclosing herewith the shareholding pattern of our Company under Regulation 31 (1) (b) of SEBI (Listing Obligations and Disclosure Requirements) Regulations, 2015 for the quarter ended March 31, 2016

We request you to kindly take the above on record and ensure compliance.

Thanking you,

**For Polaris Consulting & Services Limited**  
(Formerly known as Polaris Financial Technology Limited)

  
**Christina Pauline Beulah**  
**Company Secretary and Compliance Officer**  
Encl : As Above



**Polaris Consulting & Services Limited**

Registered Office: Polaris House, 244 Anna Salai, Chennai - 600 006, India | Ph: +91-44-3987 4000, 3984 3400 | Fax: +91-44-2852 3280  
Corporate Headquarters: Foundation, 34 IT Highway, Chennai - 603 103, India | Ph: +91-44-2743 5001, 3987 3000 | Fax: +91-44-2743 5166

Sydney • Tokyo • Hong Kong • Singapore • Mumbai • Dubai • London • New York • Toronto

Format of Holding of Specified securities


1. Name of Listed Entity: POLARIS CONSULTING & SERVICES LIMITED
2. Scrip Code/Name of Scrip/Class of Security: 532254, POLARIS, EQUITY SHARES
3. Share Holding Pattern Filed under: Reg. 31(1)(a)/Reg.31(1)(b)/Reg.31(1)(c)
  - a. if under 31(1)(b) then indicate the report for quarter ending 31/03/2016
  - b. if under 31(1)(c) then indicate date of allotment/extinguishment
4. Declaration : The Listed entity is required to submit the following declaration to the extent of submission of information:

Particulars	YES*	NO*
a Whether the Listed Entity has issued any partly paid up shares		No
b Whether the Listed Entity has issued any Convertible Securities or Warrants?		No
c Whether the Listed Entity has any shares against which depository receipts are issued?		No
d Whether the Listed Entity has any shares in locked-in?		No
e Whether any shares held by promoters are pledge or otherwise encumbered?		No

\*if the Listed Entity selects the option 'NO' for the questions above, the columns for the partly paid up shares, Outstanding Convertible Securities/Warrants, depository receipts, locked-in shares, No of shares pledged or otherwise encumbered by promoters, as applicable, shall not be displayed at the time of dissemination on the Stock Exchange website. Also wherever there is 'No' declared by Listed entity in above table the values will be considered as 'Zero' by default on submission of the format of holding of specified securities.

- 5 The tabular format for disclosure of holding of specified securities is as follows:

For Polaris Consulting & Services Limited  
 (formerly known as Polaris Financial Technology Limited)

  
 Christina Pauline Beulah  
 Company Secretary and Compliance Officer

Chennai  
 April 7, 2016



**Polaris Consulting & Services Limited**

Registered Office: Polaris House, 244 Anna Salai, Chennai - 600 006, India | Ph: +91-44-3987 4000, 3984 3400 | Fax: +91-44-2852 3280  
 Corporate Headquarters: Foundation, 34 IT Highway, Chennai - 603 103, India | Ph: +91-44-2743 5001, 3987 3000 | Fax: +91-44-2743 5166

Sydney • Tokyo • Hong Kong • Singapore • Mumbai • Dubai • London • New York • Toronto



Table II - Statement showing shareholding pattern of the Promoter and Promoter Group

Category	Category & Name of the Shareholder	PAN	No of Shareholders	No of fully paid up equity shares held	No of partly paid equity shares held	No of Shares Outstanding Pursuant to Receipts	Total No of Shares Held (VII+VI)	Shareholding as % of total (calculated as per SCRR, 1957 (VII) As a % of (A+B+C))	Number of Voting Rights			Shareholding as a % assuming full conversion of convertible securities (as a percentage of diluted share capital) (VII)/(X) As a % of (A+B+C2)	Number of Locked In Shares	Number of Shares pledged or otherwise encumbered	Number of equity shares held in dematerialized form
									Class X	Class Y	Total				
			(III)	(IV)	(V)	(VI)	(VII)	(VIII)	(IX)			(X)	(XI)	(XII)	
									Total as a % of (A+B+C)						
(1)	Indian														
(2)	Individuals/Undivided Family														
(3)	Central Government/State Government(s)														
(4)	Financial Institution/Banks														
(5)	Any Other														
(6)	Sub Group (SUG)														
(7)	Individuals (Non-Resident Individuals/Foreign Individuals)														
(8)	Government														
(9)	Government														
(10)	Foreign Portfolio Investor														
(11)	Any Other														
(12)	Sub Total (SUT)														
(13)	Total (Total as a % of (A+B+C))														
(14)	Total (Total as a % of (A+B+C2))														

For Polaris Consulting & Services Limited  
(formerly known as Polaris Financial Technology Limited)

Chiranjeev Bhatnagar  
Company Secretary and Compliance Officer


Chennai  
April 7, 2016



Table III - Statement showing shareholding pattern of the Public shareholder

Category	Category & Name of the Shareholder	PAN	No of Shareholders	No of fully paid up equity shares held	No of Partly paid up equity shares held	No of Shares Underlying Depository Receipt	Total No of Shares Held (A+B+C)	Shareholding as a % of total no of shares (A+B+C)	Number of Voting Rights held in each class of securities		Total as a % of Shares	No of Shares Underlying Outstanding Depository Receipts (Including Warrants)	Shareholding as a % assuming full conversion of the Depository Receipts (as a percentage of diluted share capital)	Number of Locked in Shares	As a % of total Shares held	Number of Shares pledged or otherwise encumbered	As a % of total Shares held	Number of equity shares held in dematerialized form
									Class X	Class Y								
(A)	Individuals	(B)	(C)	(D)	(E)	(F)	(G)	(H)	(I)	(J)	(K)	(L)	(M)	(N)	(O)	(P)	(Q)	
(a)	Mutual Funds		10	869,080	-	-	869,080	0.35	869,080	0.35	0	0	0.00	0.00	NA	0	869,080	
(b)	Share Capital Funds		-	-	-	-	-	0.00	-	0.00	-	-	0.00	0.00	NA	-	-	
(c)	Alternate Investment Funds		-	-	-	-	-	0.00	-	0.00	-	-	0.00	0.00	NA	-	-	
(d)	Foreign Venture Capital Investors		-	-	-	-	-	0.00	-	0.00	-	-	0.00	0.00	NA	-	-	
(e)	Foreign Portfolio Investors		39	8,074,336	-	-	8,074,336	2.97	8,074,336	2.97	-	-	0.00	0.00	NA	-	8,074,336	
(f)	SYSTEMATIC INVESTMENT BANKERS EQUITY FUND		1	2,141,000	-	-	2,141,000	2.11	2,141,000	2.11	-	-	0.00	0.00	NA	-	2,141,000	
(g)	AUTOMATIC INVESTOR		1	1,155,676	-	-	1,155,676	1.14	1,155,676	1.14	-	-	0.00	0.00	NA	-	1,155,676	
(h)	Financial Institutions/Banks		7	423,911	-	-	423,911	0.42	423,911	0.42	-	-	0.00	0.00	NA	-	423,911	
(i)	Insurance Companies		-	-	-	-	-	0.00	-	0.00	-	-	0.00	0.00	NA	-	-	
(j)	Trusts/Trustee/Fiduciary Funds		-	-	-	-	-	0.00	-	0.00	-	-	0.00	0.00	NA	-	-	
(k)	Other		-	-	-	-	-	0.00	-	0.00	-	-	0.00	0.00	NA	-	-	
(l)	OVERSEAS CORPORATE BODIES		30	300	-	-	300	0.00	300	0.00	-	-	0.00	0.00	NA	-	300	
(m)	FOREIGN NATIONALS		1	500	-	-	500	0.00	500	0.00	-	-	0.00	0.00	NA	-	500	
(n)	Sub Total (B+C)		58	9,368,187	-	-	9,368,187	9.74	9,368,187	9.74	-	-	0.00	0.00	NA	-	9,368,187	
(o)	India		-	-	-	-	-	0.00	-	0.00	-	-	0.00	0.00	NA	-	-	
(p)	Non Institutions		-	-	-	-	-	0.00	-	0.00	-	-	0.00	0.00	NA	-	-	
(q)	Overseas Depositories (Including Depository Receipts)		40,720	8,365,033	-	-	8,365,033	8.25	8,365,033	8.25	-	-	0.00	0.00	NA	-	8,365,033	
(r)	Individuals holding nominal share capital up to Rs. 2 Lacs		8	1,195,998	-	-	1,195,998	1.18	1,195,998	1.18	-	-	0.00	0.00	NA	-	1,195,998	
(s)	MFIs Registered with RBI		2	400	-	-	400	0.00	400	0.00	-	-	0.00	0.00	NA	-	400	
(t)	Employee Trusts		-	-	-	-	-	0.00	-	0.00	-	-	0.00	0.00	NA	-	-	
(u)	Overseas Depositories (Including Depository Receipts)		-	-	-	-	-	0.00	-	0.00	-	-	0.00	0.00	NA	-	-	
(v)	Trusts		5	52,190	-	-	52,190	0.05	52,190	0.05	-	-	0.00	0.00	NA	-	52,190	
(w)	NON RESIDENT INDIANS		638	585,159	-	-	585,159	0.58	585,159	0.58	-	-	0.00	0.00	NA	-	585,159	
(x)	CLEARING MEMBERS		313	27,903,091	-	-	27,903,091	27.53	27,903,091	27.53	-	-	0.00	0.00	NA	-	27,903,091	
(y)	CLEARING BANKS		1	2,006,304	-	-	2,006,304	1.98	2,006,304	1.98	-	-	0.00	0.00	NA	-	2,006,304	
(z)	INTEGRATED MASTER SECURITIES (P) LTD		1	3,717,896	-	-	3,717,896	3.67	3,717,896	3.67	-	-	0.00	0.00	NA	-	3,717,896	
(aa)	ERLEWELL SECURITIES LIMITED		1	2,865,938	-	-	2,865,938	2.85	2,865,938	2.85	-	-	0.00	0.00	NA	-	2,865,938	
(ab)	KOTAK MAHINDRA BANK LTD.		1	1,861,975	-	-	1,861,975	1.84	1,861,975	1.84	-	-	0.00	0.00	NA	-	1,861,975	
(ac)	BARCLAYS BANK PLC		1	1,826,254	-	-	1,826,254	1.81	1,826,254	1.81	-	-	0.00	0.00	NA	-	1,826,254	
(ad)	STANDARD CHARTERED BANK		2	1,476,662	-	-	1,476,662	1.46	1,476,662	1.46	-	-	0.00	0.00	NA	-	1,476,662	
(ae)	HSBC BANK PLC		613	53,782,028	-	-	53,782,028	53.06	53,782,028	53.06	-	-	0.00	0.00	NA	-	53,782,028	
(af)	BARCLAYS BANK PLC		2	53,133,703	-	-	53,133,703	52.42	53,133,703	52.42	-	-	0.00	0.00	NA	-	53,133,703	
(ag)	Sub Total (B+C)		41,847	91,884,898	-	-	91,884,898	90.65	91,884,898	90.65	-	-	0.00	0.00	NA	-	91,884,898	
(ah)	Total Public Shareholding (B+C)		41,896	101,219,016	-	-	101,219,016	99.89	101,219,016	99.89	-	-	0.00	0.00	NA	-	101,219,016	

Fal Polaris Company - Serwex Limited  
 (formerly Fal Polaris Financial Technology Limited)  
 Chartered Accountants  
 Company Secretary and Compliance Officer



Checked  
 April 7, 2018

Table IV - Statement showing shareholding pattern of the Non Promoter - Non Public Shareholder

Category	Category & Name of the Shareholder	PAN	No of Shareholders	No of fully paid up equity shares held	No of Partly paid up equity shares held	No of Shares Underlying Depository Receipts	Total No of Shares Held (IV+V+VI)	Shareholding as a % of total no of shares (4-6)(C2)	Number of Voting Rights		No of Shares Underlying Outstanding convertible securities (including Warrants)	Shareholding as a % assuming full conversion of Convertible Securities (as a percentage of diluted Share Capital)	Number of Locked in Shares	Number of Shares pledged or otherwise encumbered	Number of equity shares held in dematerialized form
									Class X	Class Y					
			(i)	(iv)	(v)	(vi)	(vii)	(viii)	(ix)	(x)	(xi)	(xii)	(xiii)	(xiv)	(xv)
(1)	Trustee/DR Holder Employee Benefit Trust (under SEBI Share Based Employee Benefit Regulations, 2014)			113,788	0	0	113,788	0.11	0	0	0	0.00	0	0.00	0
(2)	Total Non-Promoter-Non Public Shareholding (C3)		1	113,788	0	0	113,788	0.11	113,788	0	0	0.11	0	0.00	113,788

For Petalis Consulting & Services Limited  
 (Company Secretary)  
 Chartered Accountant  
 Company Secretary and Compliance Officer

Charterd  
 April 7, 2016




Details of the shareholders acting as persons in Concert including their Shareholding:			
Name of Shareholder	Name of PAC	No of shares	Holding%
	Nil		
<b>Total:</b>		<b>0</b>	<b>0</b>

For Polaris Consulting & Services Limited  
 (formerly known as Polaris Financial Technology Limited)



**Christina Pauline Beulah**  
 Company Secretary and Compliance Officer


**Chennai**  
**April 7, 2016**



**Details of Shares which remain unclaimed may be given hear along with details such as number of shareholders,**

No of Shareholders	No of shares
	Nil

For Polaris Consulting & Services Limited  
(formerly known as Polaris Financial Technology Limited)

  
Christina Pauline Beulah  
Company Secretary and Compliance Officer

Chennai  
April 7, 2016

