

PCSL/SEC/2016-17

January 3, 2017

The National Stock Exchange of India Limited
Exchange Plaza, 5th Floor, Plot No.C/1, G Block
Bandra Kurla Complex
Bandra (E), Mumbai – 400 051

The Bombay Stock Exchange Limited
1st Floor, New Trade Ring, Rotunda Building, PJ Towers,
Dalal Street, Fort, Mumbai – 400 001

Dear Sirs,


Sub: Shareholding Pattern under Regulation 31(1)(b) of SEBI (Listing Obligations and Disclosure Requirements), Regulations 2015 for the quarter ended December 31, 2016


We are enclosing herewith the Shareholding Pattern under Regulation 31(1)(b) of SEBI (Listing Obligations and Disclosure Requirements), Regulations 2015 for the quarter ended December 31, 2016.

We request you to take the above on record and ensure compliance.

Thanking you,

Your sincerely,
For Polaris Consulting & Services Limited


Christina Pauline Beulah
Company Secretary & Compliance Officer
Encl: as above.



Polaris Consulting & Services Limited

Registered Office & Corporate Headquarters: No.34, IT Highway, Navallur, Chennai - 600 130, Tamilnadu India.
Ph: +91-44-3987 3000 | Fax: +91-44-2743 5128

Sydney • Tokyo • Hong Kong • Singapore • Mumbai • Dubai • London • New York • Toronto • Switzerland

Format of Holding of Specified securities

1. Name of Listed Entity: POLARIS CONSULTING & SERVICES LIMITED
2. Scrip Code/Name of Scrip/Class of Security: 522254, POLARIS, EQUITY SHARES
3. Share Holding Pattern Filed under: Reg. 31(1)(a)/Reg. 31(1)(b)/Reg. 31(1)(c)
 - a. if under 31(1)(b) then indicate the report for quarter ending 31/12/2016
 - b. if under 31(1)(c) then indicate date of allotment/extinguishment

4. Declaration : The Listed entity is required to submit the following declaration to the extent of submission of information:

Particulars	YES*	NO*
a. Whether the Listed Entity has issued any partly paid up shares		No
b. Whether the Listed Entity has issued any Convertible Securities or Warrants?		No
c. Whether the Listed Entity has any shares against which depository receipts are issued?		No
d. Whether the Listed Entity has any shares in locked-in?		No
e. Whether any shares held by promoters are pledge or otherwise encumbered?		No

*if the Listed Entity selects the option 'NO' for the questions above, the columns for the partly paid up shares, Outstanding Convertible Securities/Warrants, depository receipts, locked-in shares, No of shares pledged or otherwise encumbered by promoters, as applicable, shall not be displayed at the time of dissemination on the Stock Exchange website. Also wherever there is 'No' declared by Listed entity in above table the values will be considered as 'Zero' by default on submission of the format of holding of specified securities.

5. The tabular format for disclosure of holding of specified securities is as follows:

For Polaris Consulting & Services Limited

Christina Pauline Beulah

Christina Pauline Beulah
Company Secretary

Date: 31/12/2017

Place: Chennai





Table I - Summary Statement: holding of specified securities

Category	Category of Shareholder	No of Shareholders	No of fully paid up equity shares held	No of Party paid-up equity shares held	No of Share Underlying Depository Receipts	Total No of Shares Held (IV)+(V)+(VI)	Shareholding as a % of total no of shares (as a % of (4)+(5)+(6))	Number of Voting Rights held in each class of securities			No of Shares Underlying Outstanding convertible securities (including Warrants)	Shareholding as a % assuming all conversion of convertible securities (as a percentage of diluted share capital)	Number of Locked in Shares		Number of Shares pledged or otherwise encumbered	Number of equity shares held in dematerialized form
								Class X	Class Y	Total			No.	As a % of total Shares held		
(I)	(II)	(III)	(IV)	(V)	(VI)	(VII)	(VIII)	(IX)	(X)	(XI)	(XII)	(XIII)	(XIV)	(XV)	(XVI)	
(A)	Promoter & Promoter Group	1	75,081,053	-	-	75,081,053	74.89	-	-	-	-	74.89	-	-	-	75,081,053
(B)	Public	43,990	25,407,307	-	-	25,407,307	25.01	-	-	-	-	25.01	-	-	-	25,407,307
(C)	Non Promoter-Non Public	-	-	-	-	-	NA	-	-	-	-	NA	-	-	-	-
(D)	Shares underlying DRs	-	-	-	-	-	NA	-	-	-	-	NA	-	-	-	-
(E)	Shares held by Employees Trusts	1	103,248	-	-	103,248	0.10	-	-	-	-	0.10	-	-	-	103,248
	Total	47,982	101,592,364	-	-	101,592,364	100.00	-	-	-	-	100.00	-	-	-	101,592,364


For Public Consulting & Service Limited
 Smt. P. Pauline Bulliah
 Company Secretary



Date: 3/1/2017
 Place: Chennai

Table II - Statement showing shareholding pattern of the Promoter and Promoter Group

Category	Category & Name of the Shareholder	PAN	No of Shareholders	No of fully paid up equity share held	No of Equity paid up equity share held	No of Shares Underlying Depository Receipts	Total No of Shares Held (IV+V+VI)	Shareholding as a % of total no. of shares (calculated as per SCRR, 1957 (VIII) as a % of (A+B+C))			Number of Voting Rights held in each class of securities		No of Shares Underlying Outstanding convertible securities (including Warrants)	Shareholding as a % assuming full conversion of convertible securities (as a percentage of diluted share capital) (A+B+C+D+E)	Number of Locked in Shares	Number of Shares pledged or otherwise encumbered	Number of equity shares held in dematerialized form
								Class X	Class Y	Total	No of Voting Rights	Total					
(1)	Individuals/Partners/Corporate Bodies	(III)	(II)	(IV)	(V)	(VI)	(VII)	(VIII)	(IX)	(X)	(XI)	(XII)	(XIII)	(XIV)	(XV)	(XVI)	
(a)	Individuals/Partners/Corporate Bodies		1	76,081,059	-	-	76,081,059	74.89	76,081,059	74.89	76,081,059	74.89	-	-	-	76,081,059	
(b)	MRT USA CONSULTING SERVICES PRIVATE LIMITED (Central Government/State Government)	AACS6797L	1	76,081,059	-	-	76,081,059	74.89	76,081,059	74.89	76,081,059	74.89	-	-	-	76,081,059	
(c)	Financial Institutions/Banks		-	-	-	-	-	-	-	-	-	-	-	-	-	-	
(d)	Any Other		-	-	-	-	-	-	-	-	-	-	-	-	-	-	
(2)	Sub-Total (A+B)		1	76,081,059	-	-	76,081,059	74.89	76,081,059	74.89	76,081,059	74.89	-	-	-	76,081,059	
(3)	Foreign		-	-	-	-	-	-	-	-	-	-	-	-	-	-	
(4)	Individuals, Non-Resident (Individuals/Foreign)		-	-	-	-	-	-	-	-	-	-	-	-	-	-	
(5)	Government		-	-	-	-	-	-	-	-	-	-	-	-	-	-	
(6)	Institutions		-	-	-	-	-	-	-	-	-	-	-	-	-	-	
(7)	Foreign Portfolio Investor		-	-	-	-	-	-	-	-	-	-	-	-	-	-	
(8)	Any Other		-	-	-	-	-	-	-	-	-	-	-	-	-	-	
(9)	Sub-Total (A-D)		-	-	-	-	-	-	-	-	-	-	-	-	-	-	
(10)	Total Shareholding of Promoter and Promoter Group (A+B+C+D+E)		1	76,081,059	-	-	76,081,059	74.89	76,081,059	74.89	76,081,059	74.89	-	-	-	76,081,059	



For Polaris Consulting & services Limited
 Director
 M. S. Senthil Kumar
 Company Secretary

Date: 3/01/2017
 Place: Chennai

Table IV - Statement showing shareholding pattern of the Non Promoter - Non Public Shareholder

Category	Category & Name of the Shareholder	PAN	No of Shareholders	No of fully paid up equity shares held	No of Partly paid-up equity shares held	No of Shares Underlying Depository Receipts	Total No of Shares Held (VA+VB)	Shareholding as % of total no of shares (A+B+C)	Number of Voting Rights			Shareholding as a % (excluding Outstanding convertible securities (including Warrants) convertible Securities (as a percentage of diluted share capital)	Number of Locked in Shares	Number of Shares pledged or otherwise encumbered	Number of equity shares held in dematerialized form
									Class X	Class Y	Total				
(1)	Current/DR Holder	(H)	(H)	(IV)	(V)	(VI)	(VII)	(VIII)	(IX)	(X)	(XI)	(XII)	(XIII)	(XIV)	(XV)
(2)	Employee Benefit Trust (Under SEBI/Share based Employee Benefit) Regulations 2004)		1	103,988	-	-	103,988	0.10	103,988	-	-	0.10	-	NA	-
	Total Non-Promoter-Non Public Shareholding (B + C)(3)-(5)(12)		1	103,988	-	-	103,988	0.10	103,988	-	-	0.10	-	NA	103,988

For Polaris Consulting & Services Limited

[Signature]
 Chief Executive Officer
 Company Secretary

Date: 3/1/2017
 Place: Chennai




Table III - Statement showing the beneficial pattern of the Public shareholder


Category	Category & Name of the Shareholder	No of Shareholders	No of fully paid up equity shares held	No of equity held	No of Shares Underlying Depository Receipts	Total No of Shares Held (A+B+C)	Shareholding as a % of total no of shares (A+B+C)	Number of Voting Rights held in each class of securities	Total	Total as a % of (A+B+C)	No of Shares Underlying Outstanding convertible securities (including Warrants)	Shareholding as a % assuming full conversion of convertible securities (as a percentage of diluted share capital)	Number of Shares held in Shares (As a % of total Shares held)	Number of Shares held as a % of total Shares held	Number of Shares held in dematerialized form
	(I)	(II)	(III)	(IV)	(V)	(VI)	(VII)	(VIII)	(IX)	(X)	(XI)	(XII)	(XIII)	(XIV)	(XV)
(a)	SPICOM Mutual Funds	10	3,985,824	-	-	1,985,621	1.95	-	1,985,621	1.95	-	1.95	-	NA	3,985,624
(b)	UFI-UNIT SCHEME FOR CHARITABLE AND RELIGIOUS TRUSTS AND REGISTERED SOCIETIES	18	1,72,711	-	-	1,72,711	1.70	-	1,72,711	1.70	-	1.70	-	NA	1,72,711
(c)	Various Capital Funds	-	-	-	-	-	-	-	-	-	-	-	-	NA	-
(d)	Alternative Investment Funds	-	-	-	-	-	-	-	-	-	-	-	-	NA	-
(e)	Foreign Venture Capital Investors	-	-	-	-	-	-	-	-	-	-	-	-	NA	-
(f)	Foreign Portfolio Investors	80	8,820,246	-	-	8,820,246	8.71	-	8,820,246	8.71	-	8.71	-	NA	8,820,246
(g)	157 ENGINEERING MARKETS EQUITY FUND LP	1	2,141,200	-	-	2,141,200	2.11	-	2,141,200	2.11	-	2.11	-	NA	2,141,200
(h)	AUSTRALIANSUPER	1	1,115,319	-	-	1,115,319	1.10	-	1,115,319	1.10	-	1.10	-	NA	1,115,319
(i)	Financial Institutions/Banks	6	435,783	-	-	435,783	0.43	-	435,783	0.43	-	0.43	-	NA	435,783
(j)	Insurance Companies	-	-	-	-	-	-	-	-	-	-	-	-	NA	-
(k)	Provident Fund/Pension Funds	-	-	-	-	-	-	-	-	-	-	-	-	NA	-
(l)	Foreign Corporate Bodies	2	300	-	-	300	0.30	-	300	0.30	-	0.30	-	NA	300
(m)	State Bank (SBI)	67	11,271,943	-	-	11,271,943	11.10	-	11,271,943	11.10	-	11.10	-	NA	11,271,943
(n)	Central Government/State Government/President of India	-	-	-	-	-	-	-	-	-	-	-	-	NA	-
(o)	Non-Resident	-	-	-	-	-	-	-	-	-	-	-	-	NA	-
(p)	Individual shareholders holding nominal share capital in excess of Rs. 2 Lakhs	41,048	9,685,814	-	-	9,685,814	9.53	-	9,685,814	9.53	-	9.53	-	NA	9,685,814
(q)	Individual shareholders holding nominal share capital in excess of Rs. 2 Lakhs	12	1,430,398	-	-	1,430,398	1.41	-	1,430,398	1.41	-	1.41	-	NA	1,430,398
(r)	NREFC Registered with RBI	3	1,100	-	-	1,100	0.00	-	1,100	0.00	-	0.00	-	NA	1,100
(s)	Employees Trusts	-	-	-	-	-	-	-	-	-	-	-	-	NA	-
(t)	Overseas Dependents (Holding Dis/bal amount in US\$)	-	-	-	-	-	-	-	-	-	-	-	-	NA	-
(u)	TRUSTS	5	38,983	-	-	38,983	0.04	-	38,983	0.04	-	0.04	-	NA	38,983
(v)	NON RESIDENT INDIANS	466	456,288	-	-	456,288	0.45	-	456,288	0.45	-	0.45	-	NA	456,288
(w)	CLEARING MEMBERS	104	93,331	-	-	93,331	0.09	-	93,331	0.09	-	0.09	-	NA	93,331
(x)	NON RESIDENT INDIAN NON REPEATABLE	197	141,395	-	-	141,395	0.14	-	141,395	0.14	-	0.14	-	NA	141,395
(y)	SECURITIES CORPORATES	668	2,297,964	-	-	2,297,964	2.25	-	2,297,964	2.25	-	2.25	-	NA	2,297,964
(z)	Sub Total (B1)	42,990	34,935,884	-	-	34,935,884	34.91	-	34,935,884	34.91	-	34.91	-	NA	34,935,884
	Total Public shareholding (B1) = (B1)-(B1)-(B1)	42,990	35,407,937	-	-	35,407,937	35.01	-	35,407,937	35.01	-	35.01	-	NA	35,407,937



Polaris Consulting & Services Limited
 Chartered Accountants
 Company Secretary

Date: 31/12/2017
 Place: Chennai

Details of the shareholders acting as persons in Concert including their Shareholding:			
Name of Shareholder	Name of PAC	No of shares	Holding%
Total:			-



For Polaris Consulting & Services Limited

Pauline
 Christina Pauline Beulah
 Company Secretary
 Date: 3/01/2017
 Place: Chennai

Details of Shares which remain unclaimed may be given hear along with details such as number of shareholders, outstanding shares held in demat/unclaimed suspense account	
No of Shareholders	No of shares
522	80,700

For Polaris Consulting & Services Limited



Christina Pauline Beulah
Company Secretary

Date: 3/1/2017

Place: Chennai

